



Dubai Statistics Center

Construction Costs Index (2012=100)

Emirates of Dubai

2019–(First Quarter)



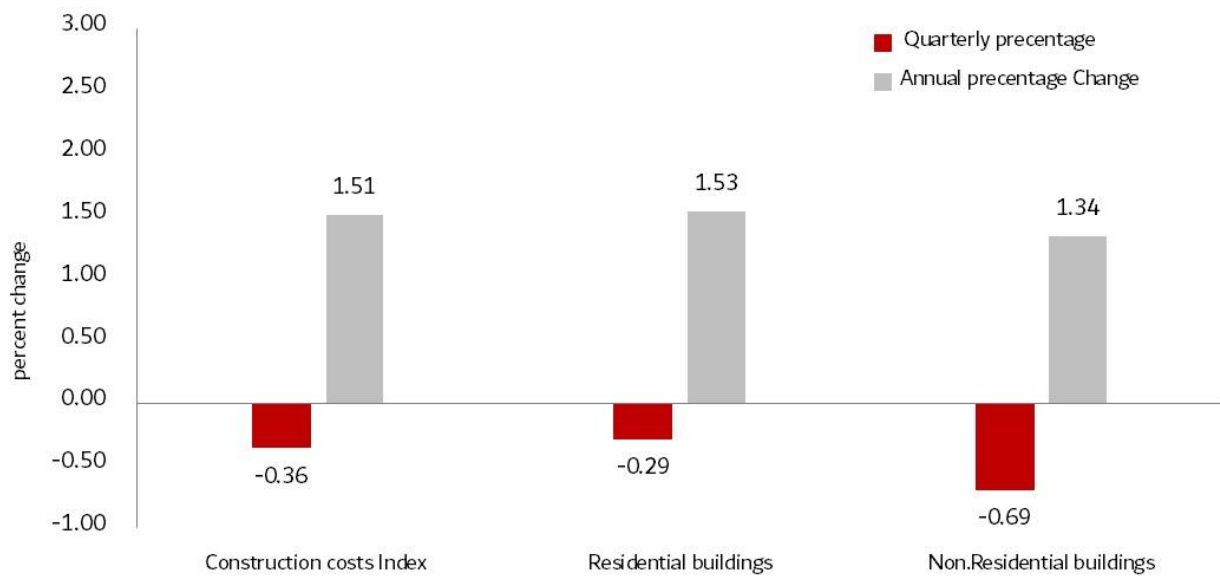
Construction Costs Index

First Quarter 2019

Construction Costs Index decreased by 0.36% during the First Quarter 2019 Compared to the Fourth Quarter 2018. The Construction Costs decreased by 0.29% for Residential buildings and decreased by 0.69% for Non-residential buildings.

Upon comparing the index in First Quarter 2019 to the same period of 2018, Noted the Constructions Costs increased by 1.51% due to the increased of the Residential buildings by 1.53% and Non-residential buildings by 1.34%.

| Construction Costs Index and percentage Change – First Quarter 2019



Construction Costs Index and percentage Change – First Quarter 2019

2012=100

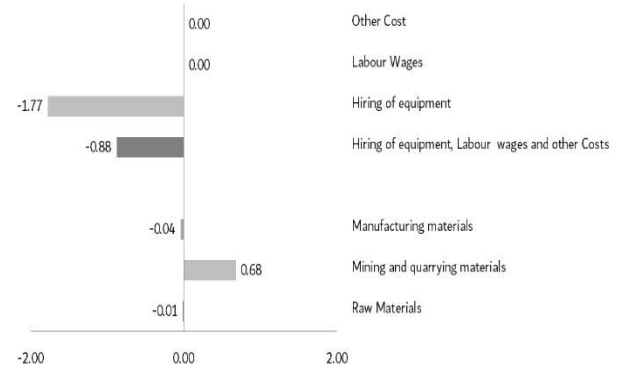
Title	Construction Cost Index For First Quarter 2019			Percentage Change in First Quarter 2019 Compared to First Quarter 2018			Percentage Change in First Quarter 2019 Compared to Fourth Quarter 2018		
	Residential buildings	Non-Residential buildings	Construction Cost Index	Residential buildings	Non-Residential buildings	Construction Cost Index	Residential buildings	Non-Residential buildings	Construction Cost Index
General Index	108.57	107.31	108.31	1.53	1.34	1.51	-0.29	-0.69	-0.36
Raw Materials	108.32	106.72	108.00	0.42	0.38	0.41	-0.03	0.08	-0.01
Mining and quarrying materials	148.86	149.22	148.92	9.07	9.05	9.07	0.69	0.67	0.68
Mining Activities and Quarrying	148.86	149.22	148.92	9.07	9.05	9.07	0.69	0.67	0.68
Manufacturing materials	106.60	105.23	106.32	-0.05	-0.02	-0.05	-0.07	0.05	-0.04
Wood and Wood Products, except furniture	103.65	103.62	103.64	0.89	0.89	0.89	-0.08	-0.07	-0.07
Refined Petroleum Products	64.55	64.55	64.55	-3.58	-3.58	-3.58	-15.13	-15.13	-15.13
Chemicals and Chemical Products	103.84	103.86	103.85	3.15	3.16	3.15	1.14	1.14	1.14
Rubber and Plastics Products	105.03	105.24	105.10	-0.27	-0.23	-0.26	-0.01	0.02	0.00
Other Non-Metallic Mineral Products	109.63	108.41	109.37	0.44	0.72	0.50	0.08	0.24	0.11
Basic Metals	83.20	83.42	83.25	-7.22	-7.42	-7.26	-0.13	-0.17	-0.14
Fabricated Metal Products, except Machinery and Equipment	131.71	127.12	131.22	0.90	0.77	0.89	-0.76	-0.69	-0.76
Computers, Electronic and Optical products	89.42	88.28	89.19	-2.47	-2.75	-2.52	-0.18	-0.18	-0.18
Electrical Equipment	103.91	103.08	103.74	-2.17	-2.20	-2.18	-0.48	-0.43	-0.47
Other Machinery and Equipment	110.19	108.66	109.88	2.22	1.84	2.14	-0.34	-0.25	-0.32
Furniture	119.33	119.30	119.32	-	-	-	-	-	-
Hiring of equipment, Labor wages and other Costs	108.97	108.00	108.77	3.38	2.46	3.19	-0.70	-1.57	-0.88
Hiring of equipment	99.90	99.90	99.90	-2.91	-2.91	-2.91	-1.77	-1.77	-1.77
Labor Wages	110.16	110.16	110.16	4.38	4.38	4.38	-	-	-
Other Cost	100.00	100.00	100.00	-	-	-	-	-	-

Construction cost in First Quarter 2019 compared to the Fourth Quarter 2018

General construction costs

The prices of raw materials and materials used in construction of buildings decreased by 0.01% due to decreasing in the price of Manufacturing materials by 0.04%.

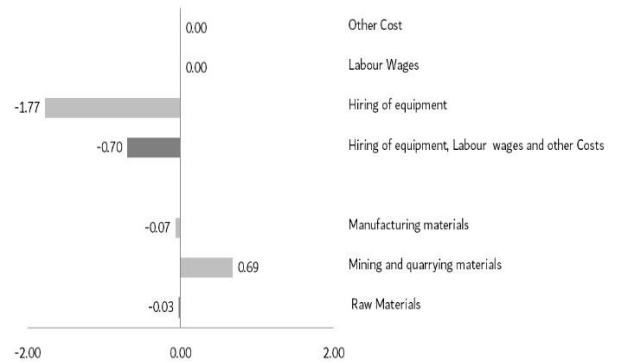
Also the prices of wages, equipment, labor and other costs decreased by 0.88%, due to decreasing in the of Hiring of equipment decreased by 1.77%.



Residential buildings

The prices of raw materials and materials used in construction of Residential buildings decreased by 0.03% due to decreasing in the price of Manufacturing materials by 0.07%.

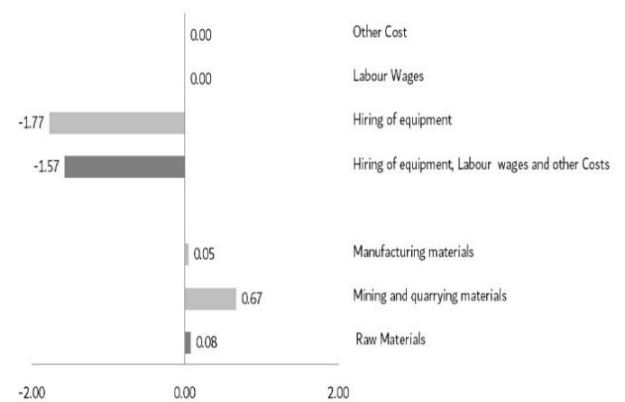
As well, the prices of wages, equipment, labor and other costs decreased by 0.70%, due to decreasing in the of Hiring of equipment decreased by 1.77%.



Non-residential buildings

The prices of raw materials and materials used in construction of Non-residential buildings increased by 0.08% due to increasing in the price of Mining and quarrying materials by 0.67% and increasing the price of Manufacturing materials by 0.05%.

While the prices of wages, equipment, labor and other costs decreased by 1.57%, due to decreasing in the cost of Hiring of equipment by 1.77%.

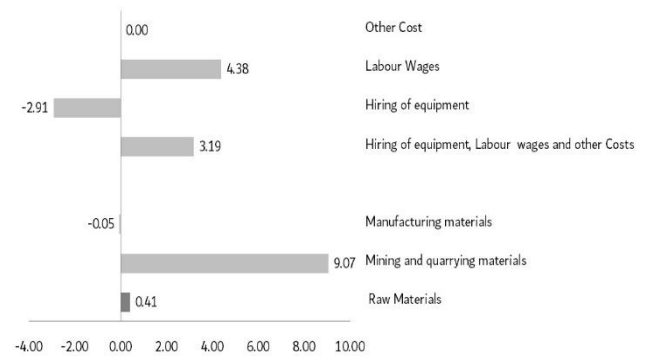


Construction cost in First Quarter 2019 compared to the First Quarter 2018

General Construction costs

The prices of raw materials and materials used in construction of buildings increased by 1.51% as a result of the rise in the group of Mining and quarrying materials by 9.07%.

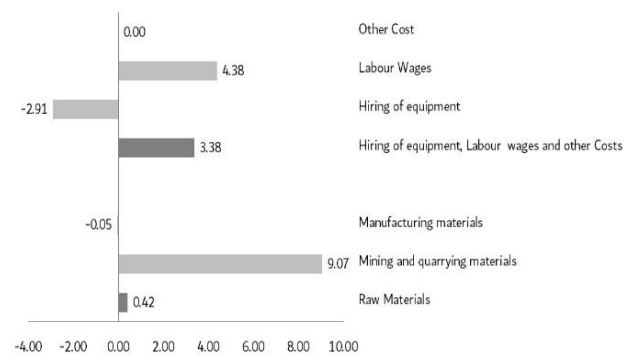
As well, the prices of wages, equipment, labor and other costs increased by 3.19%, due to the rise in cost of Labor Wages by 4.38%.



Residential buildings

The prices of raw materials and materials used in construction of Residential buildings increased by 1.53% , as a result of the rise in the group of Mining and quarrying materials by 9.07%.

As well, the prices of wages, equipment, labor and other costs increased by 3.38% due to the rise in cost of Labor Wages and Other Cost by 4.38%.



Non-residential buildings

The prices of raw materials and materials used in construction of Non-residential buildings increased by 1.34%, as a result of the rise in the group of Mining and quarrying materials by 9.05%.

As well, the prices of wages, equipment, labor and other costs increased by 2.46% due to the rise in cost of Labor Wages and Other Cost by 4.38%.

