

# Non-Oil Foreign Trade

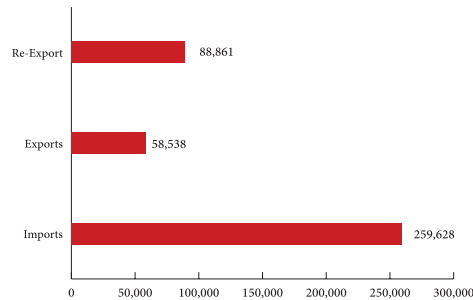
First Half 2015 - Emirate of Dubai

## Direct Foreign Trade

Direct Foreign Trade Imports amounted 259,628 Million AED in first half 2015, with contribution of 63.8%.

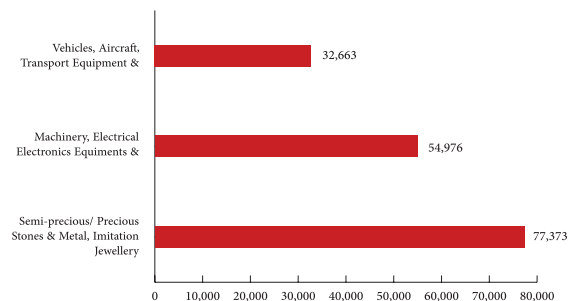
Direct Foreign Trade Exports amounted 58,538 Million AED in first half 2015, with contribution of 14.4%.

Direct Foreign Trade Re-Exports amounted 88,861 Million AED in first half 2015, with contribution of 21.8%.



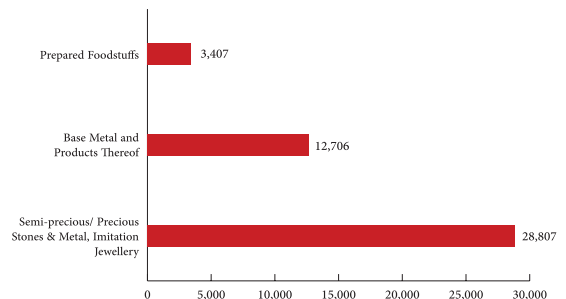
In first half 2015, Semi-precious/precious stones & metals, imitation jewellery obtain the lead in Imports with amount of 77,373 Million AED and contribution of 29.8%, then Machinery, electrical and electronics equipment amounted to 54,976 Million AED with contribution of 21.2%, followed by Vehicles, aircraft, & transport equipment amounted to 32,663 Million AED with contribution of 12.6%.

▲ The most outstanding sections in Direct Foreign Trade Imports (value in Million)



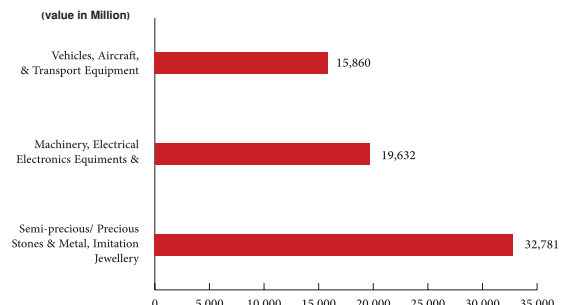
In first half 2015, Semi-precious/precious stones & metals, imitation jewellery obtain the lead in Exports with amount of 28,807 Million AED and contribution of 49.2%, then Base metals and products thereof amounted to 12,706 Million AED with contribution of 21.7%, followed by Prepared foodstuffs amounted to 3,407 Million AED with contribution of 5.8%.

▲ The most outstanding sections in Direct Foreign Trade Exports (value in Million)



In first half 2015, Semi-precious/precious stones & metals, imitation jewellery obtain the lead in Re-Export with amount of 32,781 Million AED and contribution of 36.9%, then Machinery, electrical and electronics equipment amounted to 19,632 Million AED with contribution of 22.1%, followed by Vehicles, aircraft, & transport equipment amounted to 15,860 Million AED with contribution of 17.8%.

▲ The most outstanding sections in Direct Foreign Trade Re-Exports (value in Million)

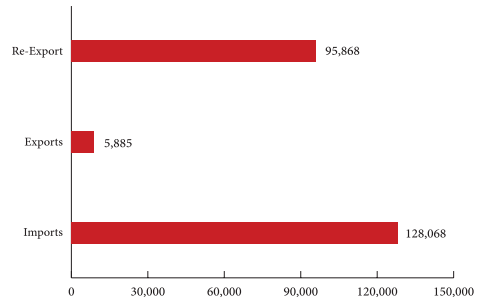


### Free Zone Trade

Imports amounted to 128,068 Million AED and contributed 55.7% of Free Zone Trade in first half 2015.

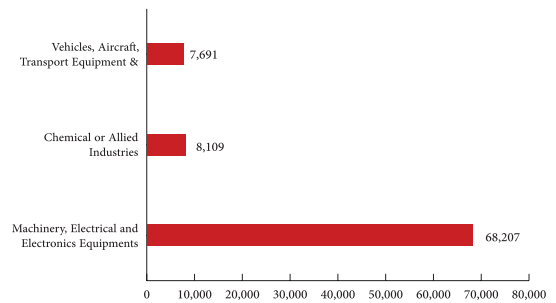
Exports amounted to 5,885 Million AED and contributed 2.6% of Free Zone Trade in first half 2015.

Re-Exports amounted to 95,868 Million AED and contributed 41.7% of Free Zone Trade in first half 2015.



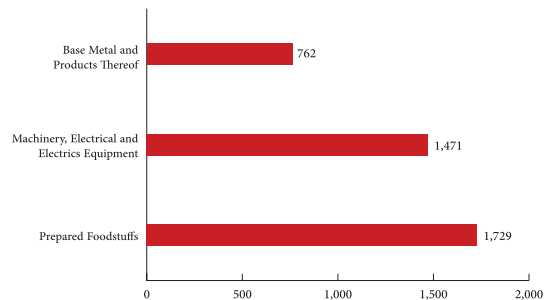
In first half 2015, Machinery, electrical and electronics equipment obtain the lead in Imports of Free Zone Trade with amount of 68,207 Million AED and contribution of 53.3%, then Chemical or allied industries amounted to 8,109 Million AED with contribution of 6.3%, followed by Vehicles, aircraft, & transport equipment amounted to 7,691 Million AED and contribution of 6.0%.

▲ The most outstanding sections in Free Zone Trade Imports (value in Million)



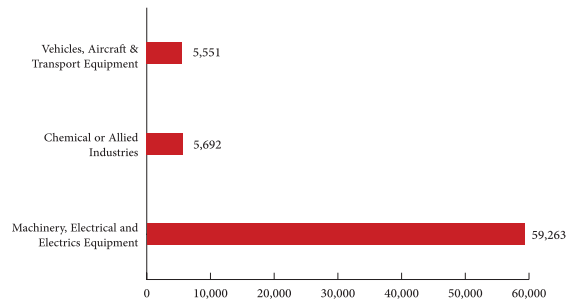
In first half 2015, Prepared foodstuffs obtain the lead in Exports of Free Zone Trade with amount of 1,729 Million AED and contribution of 29.4%, then Machinery, electrical and electronics equipment amounted to 1,471 Million AED with contribution of 25.0%, followed by Base metals and products thereof amounted to 762 Million AED and contribution of 12.9%.

▲ The most outstanding sections in Free Zone Trade Exports (value in Million)



In first half 2015, Machinery, electrical and electronics equipment obtain the lead in Re-Export of Free Zone Trade with amount of 59,263 Million AED and contribution of 61.8%, then Chemical or allied industries amounted to 5,692 Million AED with contribution of 5.9%, followed by Vehicles, aircraft, & transport equipment amounted to 5,551 Million AED and contribution of 5.8%.

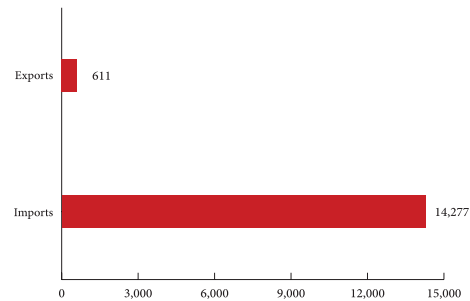
▲ The most outstanding sections in Free Zone Trade Re-Exports (value in Million)



### Custom Warehouse Trade

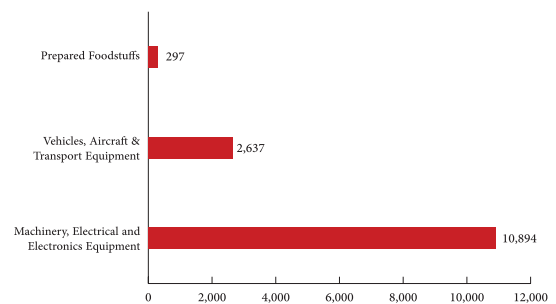
Imports amounted to 14,277 Million AED and contributed 95.9% of Custom Warehouse Trade in first half 2015.

Exports amounted to 611 Million AED and contributed 4.1% of Custom Warehouse Trade in first half 2015.



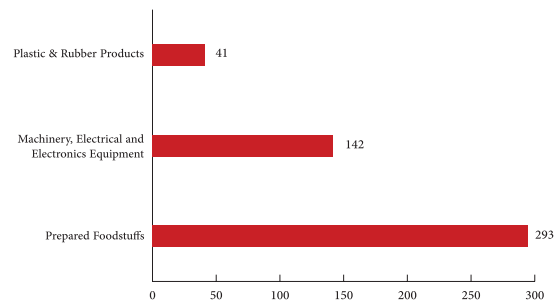
In first half 2015, Machinery, electrical and electronics equipment obtain the lead in Imports of Custom Warehouse Trade with amount of 10,894 Million AED and contribution of 76.3%, then Vehicles, aircraft, & transport equipment amounted to 2,637 Million AED with contribution of 18.5%, followed by prepared foodstuffs amounted to 297 Million AED and contribution of 2.1%.

▲ The most outstanding sections in Custom Warehouse Trade Imports (value in Million)



In first half 2015, Prepared foodstuffs obtain the lead in Exports of Custom Warehouse Trade with amount of 293 Million AED and contribution of 47.9%, then Machinery, electrical and electronics equipment amounted to 142 Million AED with contribution of 23.2%, followed by Plastics and rubber products amounted to 41 Million AED and contribution of 6.7%.

▲ The most outstanding sections in Custom Warehouse Trade Exports (value in Million)



\*Equal values due to rounding process.