

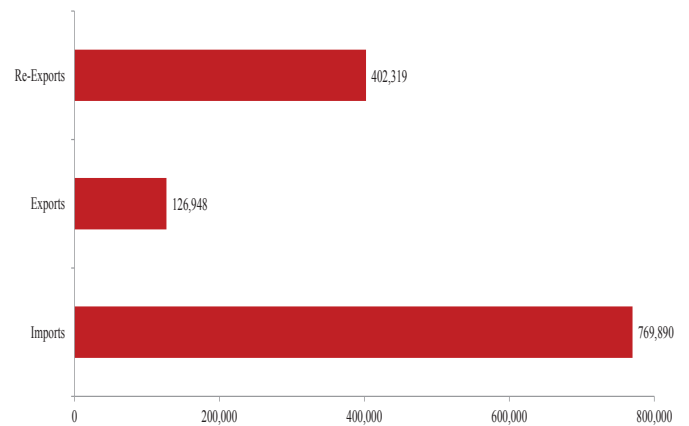
## Non-Oil Foreign Trade

### 2018\_ Emirate of Dubai

Non-Oil Foreign Trade reaches approximately  
1.3 Trillion AED in 2018.

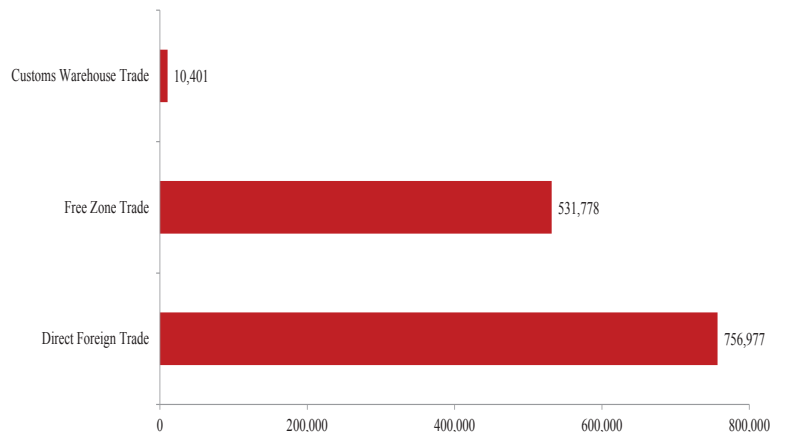
#### Foreign Trade by Type

- Foreign Trade Imports amounted 769,890 Million AED in 2018, with contribution of 59.3%.
- Foreign Trade Exports amounted 126,948 Million AED in 2018, with contribution of 9.8%.
- Foreign Trade Re-Exports amounted 402,319 Million AED in 2018, with contribution of 31.0%.



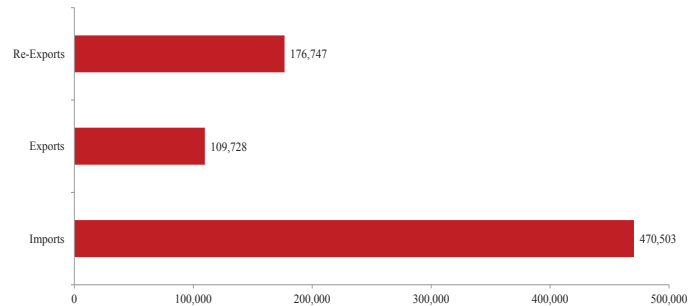
#### Foreign Trade by Zone

- Direct Foreign Trade amounted 756,977 Million AED in 2018, with contribution of 58.3%.
- Free Zone Trade amounted 531,778 Million AED in 2018, with contribution of 40.9%.
- Custom Warehouse Trade amounted 10,401 Million AED in 2018, with contribution of 0.8%.

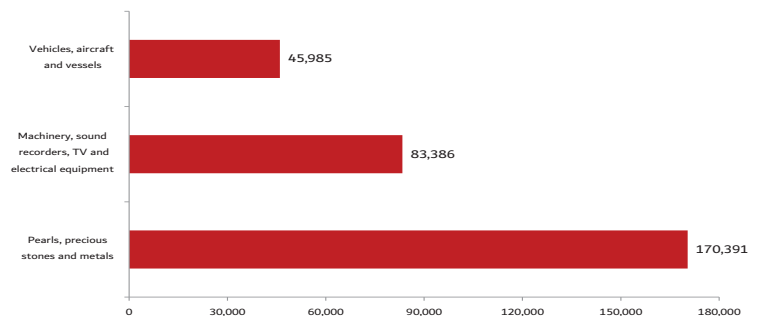


## Direct Foreign Trade

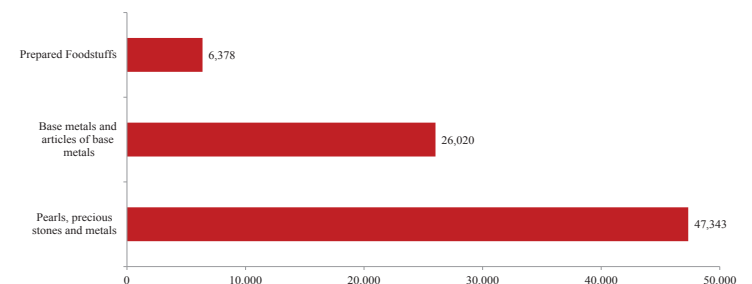
- Direct Foreign Trade Imports amounted 470,503 Million AED in 2018, with contribution of 62.2%.
- Direct Foreign Trade Exports amounted 109,728 Million AED in 2018, with contribution of 14.5%.
- Direct Foreign Trade Re-Exports amounted 176,747 Million AED in 2018, with contribution of 23.3%.
- In 2018, Pearls, precious stones and metals obtain the lead in Imports with amount of 170,391 Million AED and contribution of 36.2%, then Machinery, sound recorders, tv and electrical equipment amounted to 83,386 Million AED with contribution of 17.7%, followed by Vehicles, aircraft and vessels amounted to 45,985 Million AED with contribution of 9.8%.
- In 2018, Pearls, precious stones and metals obtain the lead in Exports with amount of 47,343 Million AED and contribution of 43.1%, then Base metals and articles of base metals amounted to 26,020 Million AED with contribution of 23.7%, followed by Prepared foodstuffs amounted to 6,378 Million AED with contribution of 5.8%.
- In 2018, Pearls, precious stones and metals obtain the lead in Re-Export with amount of 76,813 Million AED and contribution of 43.5%, then Machinery, sound recorders, tv and electrical equipment amounted to 33,845 Million AED with contribution of 19.1%, followed by Vehicles, aircraft and vessels amounted to 33,774 Million AED with contribution of 19.1%.



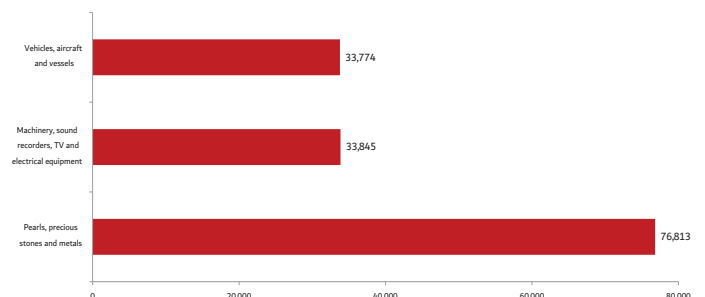
The most outstanding sections in Direct Foreign Trade Imports (value in Million)



The most outstanding sections in Direct Foreign Trade Exports (value in Million)

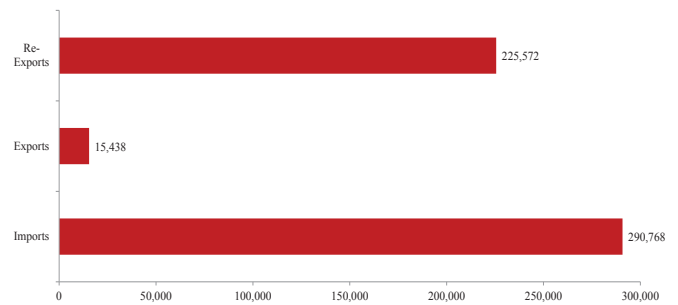


The most outstanding sections in Direct Foreign Trade Re-Exports (value in Million)

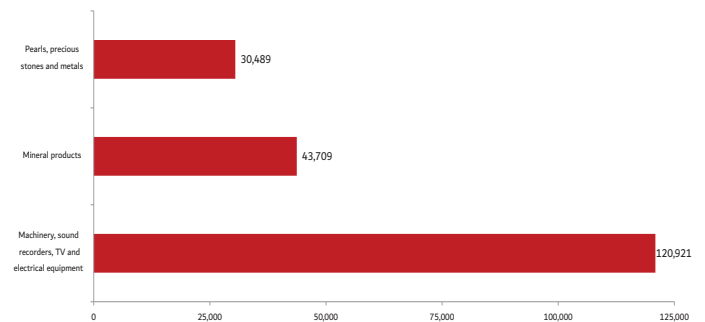


## Free Zone Trade

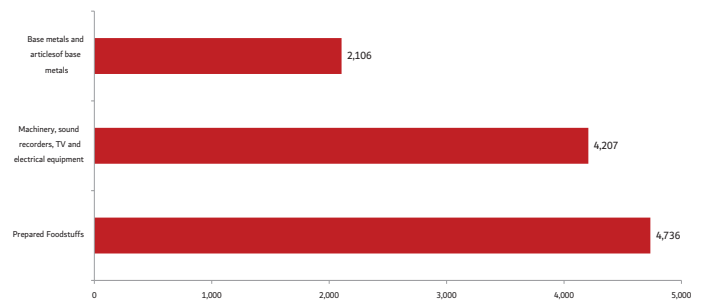
- Imports amounted to 290,768 Million AED and contributed 54.7% of Free Zone Trade in 2018.
- Exports amounted to 15,438 Million AED and contributed 2.9% of Free Zone Trade in 2018.
- Re-Exports amounted to 225,572 Million AED and contributed 42.4% of Free Zone Trade in 2018.
- In 2018, Machinery, sound recorders, tv and electrical equipment obtain the lead in Imports of Free Zone Trade with amount of 120,921 Million AED and contribution of 41.6%, then Mineral products amounted to 43,709 Million AED with contribution of 15.0%, followed by Pearls, precious stones and metals amounted to 30,489 Million AED and contribution of 10.5%.
- In 2018, Prepared foodstuffs obtain the lead in Exports of Free Zone Trade with amount of 4,736 Million AED and contribution of 30.7%, then Machinery, sound recorders, tv and electrical equipment amounted to 4,207 Million AED with contribution of 27.3%, followed by Base metals and articles of base metals amounted to 2,106 Million AED and contribution of 13.6%.
- In 2018, Machinery, sound recorders, tv and electrical equipment obtain the lead in Re-Export of Free Zone Trade with amount of 122,679 Million AED and contribution of 54.4%, then Pearls, precious stones and metals amounted to 27,994 Million AED with contribution of 12.4%, followed by Vehicles, aircraft and vessels amounted to 17,727 Million AED and contribution of 7.9%.



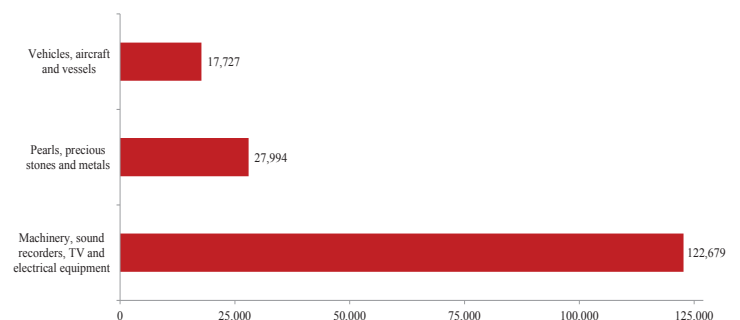
The most outstanding sections in Free Zone Trade Imports (value in Million)



The most outstanding sections in Free Zone Trade Exports (value in Million)

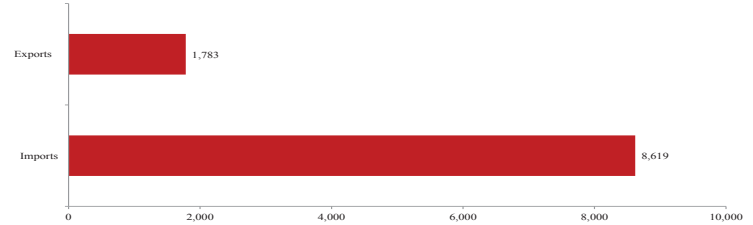


The most outstanding sections in Free Zone Trade Re-Exports (value in Million)

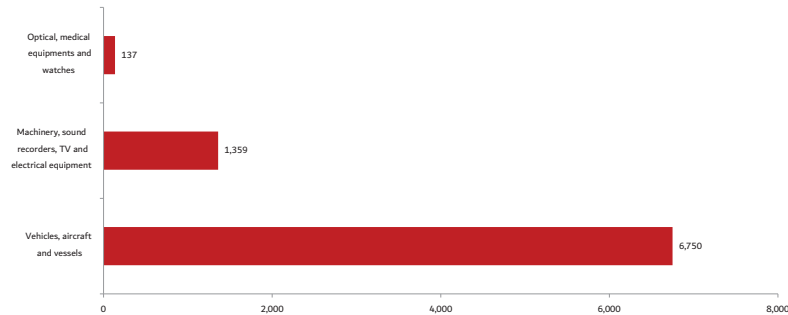


## Custom Warehouse Trade

- Imports amounted to 8,619 Million AED and contributed 82.9% of Custom Warehouse Trade in 2018.
- Exports amounted to 1,783 Million AED and contributed 17.1% of Custom Warehouse Trade in 2018.
- In 2018, Vehicles, aircraft and vessels obtain the lead in Imports of Custom Warehouse Trade with amount of 6,750 Million AED and contribution of 78.3%, then Machinery, sound recorders, tv and electrical equipment amounted to 1,359 Million AED with contribution of 15.8%, followed by Optical, medical equipments and watches amounted to 137 Million AED and contribution of 1.6%.
- In 2018, Machinery, sound recorders, tv and electrical equipment obtain the lead in Exports of Custom Warehouse Trade with amount of 873 Million AED and contribution of 49.0%, then Vehicles, aircraft and vessels amounted to 574 Million AED with contribution of 32.2%, followed by Prepared foodstuffs amounted to 97 Million AED and contribution of 5.5%.



The most outstanding sections in Custom Warehouse Trade Imports (value in Million)



The most outstanding sections in Custom Warehouse Trade Exports (value in Million)

