

# Construction Costs Index (2012=100)

Emirates of Dubai

2020– (Fourth Quarter)



## Construction Costs Index

Fourth Quarter 2020

Construction Costs Index recorded an increase by 0.05% during the Fourth Quarter 2020 Compared to the Third Quarter 2020. The Construction Costs increased by 0.05% for Residential buildings and increased by 0.04% for Non-residential buildings.

As well as when comparing construction cost Index in Fourth Quarter 2020 to the same period of 2019, Noted the Construction Costs decreased by 1.44% due to the decreased of the Residential buildings by 1.50% and Non-residential buildings by 1.23%.

### | Construction Costs Index and percentage Change – Fourth Quarter 2020



## |Construction Costs Index and percentage Change – Fourth Quarter 2020

2012=100

Title	Construction Cost Index for Fourth Quarter 2020			Percentage Change in Fourth Quarter 2020 Compared to Fourth Quarter 2019			Percentage Change in Fourth Quarter 2020 Compared to Third Quarter 2020		
	Residential buildings	Non-Residential buildings	Construction Cost Index	Residential buildings	Non-Residential buildings	Construction Cost Index	Residential buildings	Non-Residential buildings	Construction Cost Index
General Index	105.45	104.68	105.28	-1.50	-1.23	-1.44	0.05	0.04	0.05
Raw Materials	103.28	101.86	103.00	-2.46	-2.31	-2.43	0.08	0.07	0.08
Mining and quarrying materials	139.03	139.34	139.08	-2.07	-2.10	-2.08	-0.39	-0.39	-0.39
Mining Activities and Quarrying	139.03	139.34	139.08	-2.07	-2.10	-2.08	-0.39	-0.39	-0.39
Manufacturing materials	101.76	100.55	101.52	-2.49	-2.32	-2.45	0.11	0.10	0.10
Wood and Wood Products, except furniture	100.20	100.17	100.19	-1.28	-1.29	-1.28	-0.36	-0.36	-0.36
Refined Petroleum Products	57.09	57.09	57.09	-13.81	-13.81	-13.81	-	-	-
Chemicals and Chemical Products	103.34	103.34	103.34	-0.22	-0.22	-0.22	-0.31	-0.31	-0.31
Rubber and Plastics Products	104.40	104.65	104.48	0.17	0.50	0.28	-	-	-
Other Non-Metallic Mineral Products	101.18	100.94	101.13	-5.25	-4.52	-5.09	-0.51	-0.47	-0.50
Basic Metals	83.14	83.38	83.19	5.17	5.57	5.25	4.93	5.08	4.96
Fabricated Metal Products, except Machinery and Equipment	133.21	127.96	132.64	0.96	0.52	0.92	-0.08	-0.15	-0.09
Computers, Electronic and Optical products	80.64	78.98	80.30	-3.88	-3.83	-3.87	-1.46	-1.50	-1.47
Electrical Equipment	101.55	100.44	101.33	0.03	-0.37	-0.05	0.82	0.66	0.79
Other Machinery and Equipment	110.01	108.34	109.67	-0.12	-0.20	-0.14	-	-	-
Furniture	117.27	117.26	117.27	-1.15	-1.15	-1.15	-	-	-
Hiring of equipment, Labor wages and other Costs	108.96	107.98	108.71	-	-	-	-	-	-
Hiring of equipment	99.90	99.90	99.90	-	-	-	-	-	-
Labor Wages	110.16	110.16	110.16	-	-	-	-	-	-
Other Cost	100.00	100.00	100.00	-	-	-	-	-	-

## Construction cost in Fourth Quarter 2020 compared to the Third Quarter 2020

### General Construction costs

The prices of raw materials and materials used in construction of buildings increased by 0.08% due to the increase in Manufacturing materials by 0.10%. On the other hand, the price of Mining and quarrying materials decreased by 0.39%.

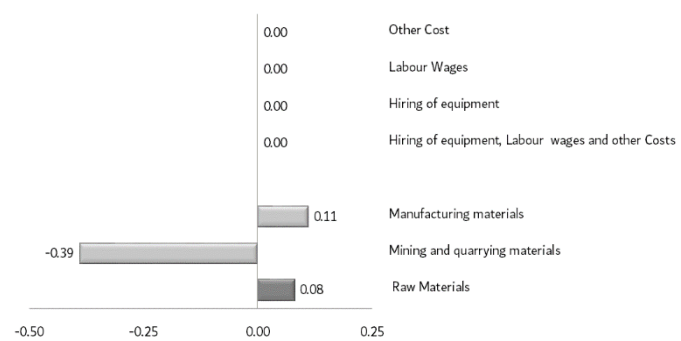
While the prices of wages, equipment, labor and other costs Stabilized at previous levels.



### Residential buildings

The prices of raw materials and materials used in construction of residential buildings increased by 0.08% due to the increase in Manufacturing materials by 0.11%. On the other hand, the price of Mining and quarrying materials decreased by 0.39%.

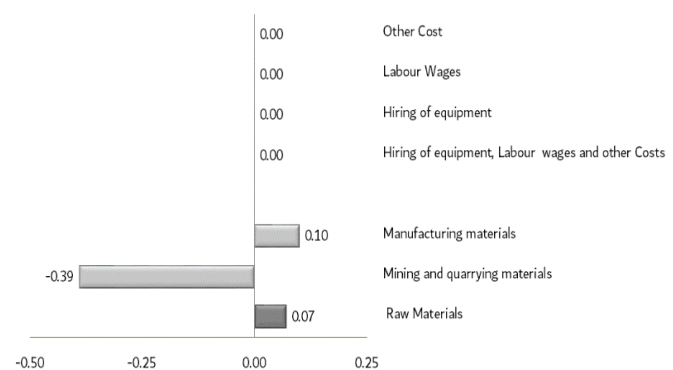
While the prices of wages, equipment, labor and other costs Stabilized at previous levels.



### Non-residential buildings

The prices of raw materials and materials used in construction of Non-residential buildings increased by 0.07% due to the increase in Manufacturing materials by 0.10%. On the other hand, the price of Mining and quarrying materials decreased by 0.39%.

While the prices of wages, equipment, labor and other costs Stabilized at previous levels.

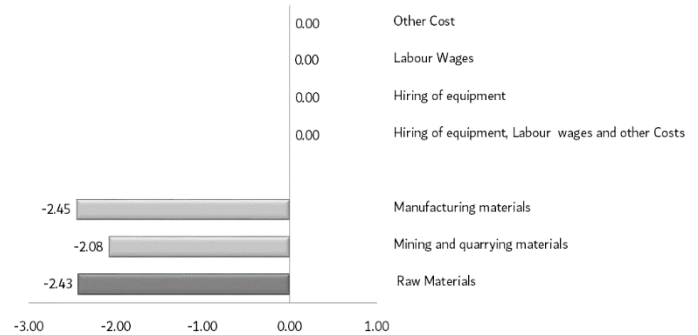


## Construction cost in Fourth Quarter 2020 compared to the Fourth Quarter 2019

### General Construction costs

The prices of raw materials and materials used in construction of buildings decreased by 2.43 % as a result of the decreasing in the group of Manufacturing materials by 2.45% and the price of Mining and quarrying materials by 2.08%.

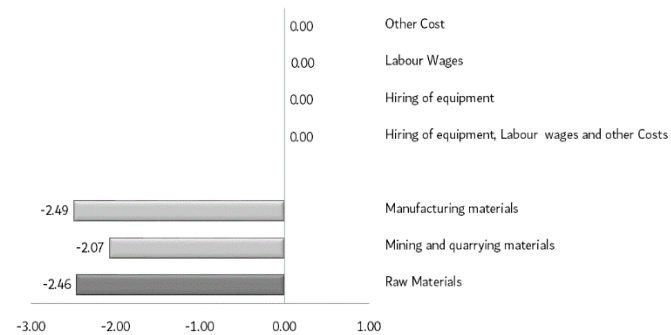
While the prices of wages, equipment, labor and other costs Stabilized at previous levels.



### Residential buildings

The prices of raw materials and materials used in construction of Residential buildings decreased by 2.46% due to the decreasing in the group of Manufacturing materials by 2.49% and the price of Mining and quarrying materials by 2.07%.

While the prices of wages, equipment, labor and other costs Stabilized at previous levels.



### Non-residential buildings

The prices of raw materials and materials used in construction of Non-residential buildings decreased by 2.31% due to the decreasing in the group of Manufacturing materials by 2.32% and the price of Mining and quarrying materials by 2.10%.

While the prices of wages, equipment, labor and other costs Stabilized at previous levels.

