



Dubai Statistics Center

Construction Costs Index (2012=100)

Emirates of Dubai

2020–(First Quarter)



Construction Costs Index

First Quarter 2020

Construction Costs Index decreased by 0.22% during the First Quarter 2020 Compared to the Fourth Quarter 2019. The Construction Costs decreased by 0.22% for Residential buildings and decreased by 0.21% for Non-residential buildings.

Upon comparing the index in First Quarter 2020 to the same period of 2019, Noted the Construction Costs decreased by 1.57% due to the decreased of the Residential buildings by 1.60% and Non-residential buildings by 1.44%.

| Construction Costs Index and percentage Change – First Quarter 2020



Construction Costs Index and percentage Change – First Quarter 2020

2012=100

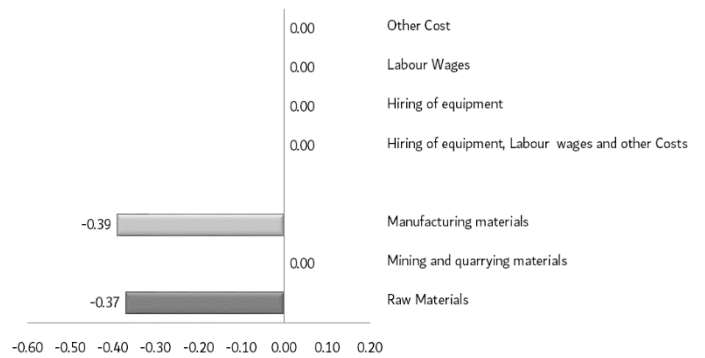
Title	Construction Cost Index First Quarter 2020			Percentage Change in First Quarter 2020 Compared to First Quarter 2019			Percentage Change in First Quarter 2020 Compared to Fourth Quarter 2019		
	Residential buildings	Non-Residential buildings	Construction Cost Index	Residential buildings	Non-Residential buildings	Construction Cost Index	Residential buildings	Non-Residential buildings	Construction Cost Index
General Index	106.83	105.76	106.59	-1.60	-1.44	-1.57	-0.22	-0.21	-0.22
Raw Materials	105.50	103.86	105.17	-2.60	-2.69	-2.62	-0.36	-0.40	-0.37
Mining and quarrying materials	141.96	142.33	142.03	-4.63	-4.62	-4.63	-	-	-
Mining Activities and Quarrying	141.96	142.33	142.03	-4.63	-4.62	-4.63	-	-	-
Manufacturing materials	103.96	102.51	103.66	-2.48	-2.59	-2.50	-0.38	-0.42	-0.39
Wood and Wood Products, except furniture	101.55	101.53	101.55	-2.03	-2.01	-2.03	0.05	0.05	0.05
Refined Petroleum Products	64.92	64.92	64.92	0.56	0.56	0.56	-1.99	-1.99	-1.99
Chemicals and Chemical Products	103.56	103.57	103.56	-0.27	-0.27	-0.27	-0.01	-0.01	-0.01
Rubber and Plastics Products	104.93	104.89	104.92	-0.09	-0.34	-0.17	0.68	0.73	0.70
Other Non-Metallic Mineral Products	105.78	104.76	105.56	-3.51	-3.36	-3.48	-0.94	-0.90	-0.93
Basic Metals	80.58	80.73	80.61	-3.15	-3.23	-3.16	1.94	2.22	2.00
Fabricated Metal Products, except Machinery and Equipment	133.40	128.36	132.86	1.28	0.98	1.25	1.11	0.83	1.08
Computers, Electronic and Optical products	83.21	81.34	82.83	-6.94	-7.85	-7.12	-0.81	-0.96	-0.84
Electrical Equipment	100.98	100.21	100.82	-2.82	-2.78	-2.81	-0.54	-0.60	-0.55
Other Machinery and Equipment	110.06	108.38	109.71	-0.12	-0.26	-0.15	-0.08	-0.17	-0.10
Furniture	117.27	117.26	117.27	-1.72	-1.72	-1.72	-1.15	-1.15	-1.15
Hiring of equipment, Labor wages and other Costs	108.96	107.98	108.71	-	-	-	-	-	-
Hiring of equipment	99.90	99.90	99.90	-	-	-	-	-	-
Labor Wages	110.16	110.16	110.16	-	-	-	-	-	-
Other Cost	100.00	100.00	100.00	-	-	-	-	-	-

Construction cost in First Quarter 2020 compared to the Fourth Quarter 2019

General construction costs

The prices of raw materials and materials used in construction of buildings decreased by 0.37% due to decreasing in the price of Manufacturing materials by 0.39%.

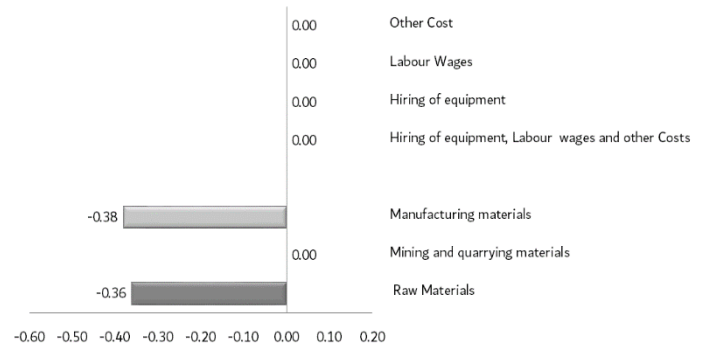
While the prices of wages, equipment, labor and other costs Stabilized at previous levels.



Residential buildings

The prices of raw materials and materials used in construction of buildings decreased by 0.36% due to decreasing in the price of Manufacturing materials by 0.38%.

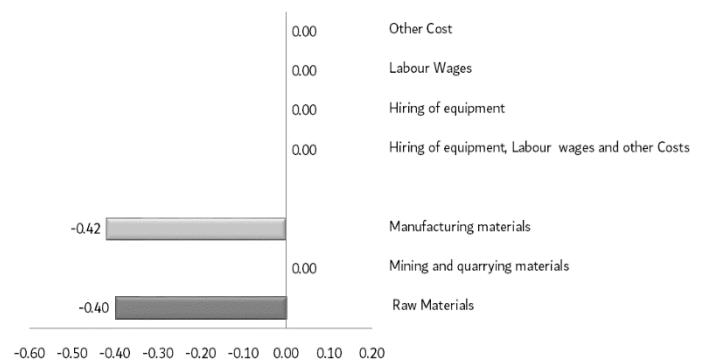
While the prices of wages, equipment, labor and other costs Stabilized at previous levels.



Non-residential buildings

The prices of raw materials and materials used in construction of buildings decreased by 0.40% due to decreasing in the price of Manufacturing materials by 0.42%.

While the prices of wages, equipment, labor and other costs Stabilized at previous levels.

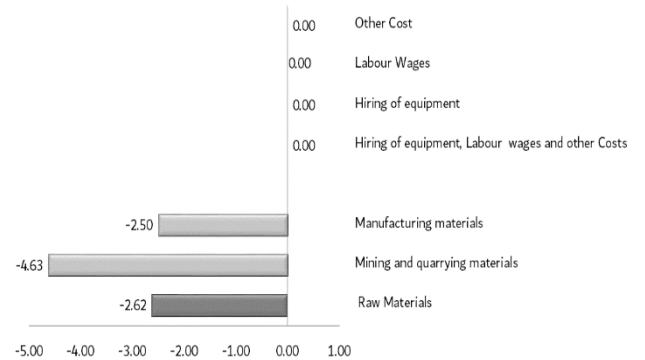


Construction cost in First Quarter 2020 compared to the First Quarter 2019

General Construction costs

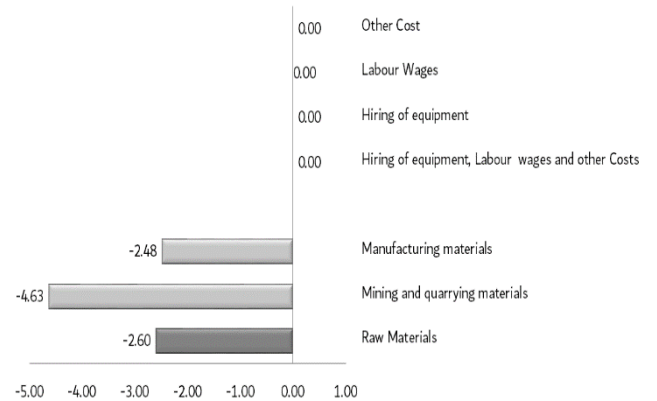
The prices of raw materials and materials used in construction of buildings decreased by 2.62% as a result of the decreasing in the group of Mining and quarrying materials by 4.63% and the price of Manufacturing materials by 2.50%.

While the prices of wages, equipment, labor and other costs Stabilized at previous levels.



Residential buildings

The prices of raw materials and materials used in construction of Residential buildings decreased by 2.60% due to the decreasing in the group of Mining and quarrying materials by 4.63% and the price of Manufacturing materials by 2.48%. While the prices of wages, equipment, labor and other costs Stabilized at previous levels.



Non-residential buildings

The prices of raw materials and materials used in construction of Non-residential buildings decreased by 2.69% as a result of the decreasing in the group of Mining and quarrying materials by 4.62% and the price of Manufacturing materials by 2.59%. While the prices of wages, equipment, labor and other costs Stabilized at previous levels.

